

APRT

Rigid Tie® Connectors

The Outdoor Accents® APRTC2, APRTR, APRTA12 and APRTA2 are designed to connect 2x lumber and are ideal for a variety of projects. These connectors can be used with either the Mission Collection® or Avant Collection™, as well as separately to add flair to any outdoor project. The APRTC2, APRTR and APRTA2 install with the Outdoor Accents #10 x 1½" connector screw. The APRTA12 installs with #8 x ¾" screws.

APRTC2 corner connector — Makes it easier to create strong and durable corner connections with 2x4 lumber — without using angle cuts or bolts. Ideal for building projects, such as a rustic outdoor dining table, beverage bar, garden potting table, workbench table or storage unit.

APRTR rail connector — connects horizontal 2x lumber to a vertical 2x. Ideal for a variety of projects including fences, railings and furniture.

APRTA2 and APRTA12 angles — provide a strong 90° connection without 45° cuts or angled fastening, making them ideal for gates, fences or any project where a 90° connection is desired.

Material: APRTC2 — 18 gauge; APRTR — 20 gauge; APRTA2 — 16 gauge; APRTA12 — 18 gauge

Finish: ZMAX® coating with black powder coat

Installation:

- Use all specified fasteners; see General Notes.
- Always follow manufacturer's instructions when using power tools and building equipment.
- Install vertical members first, then attach horizontal members for easier alignment.
- Seat wood member in bracket with a C-clamp before securing to aid positioning and prevent skewing.


Codes: See p. 13 for Code Reference Key Chart



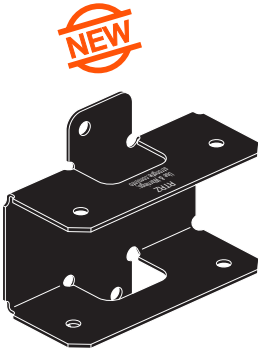
APRTA12



APRTA2



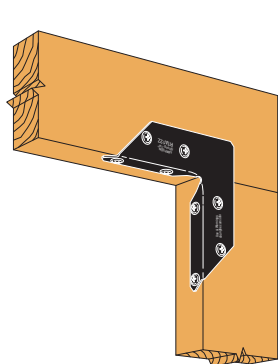
APRTC2



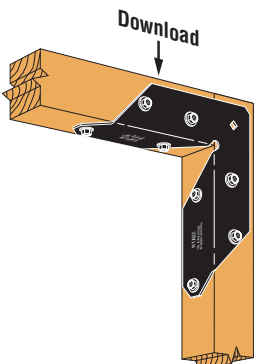
APRTR

Model No.	Post Size	Joist Size	Fasteners (Total) (in.)		DF/SP Allowable Loads (lb.)		Code Ref.
			Post	Joist	Floor (100)	Roof (125)	
APRTA12	1x	1x	(4) #8 x ¾"	(4) #8 x ¾"	—	—	—
APRTA2	2x	2x	(4) SD #10 x 1½"	(4) SD #10 x 1½"	150	150	—
APRTC2	2x4	2x	(6) SD #10 x 1½"	(6) SD #10 x 1½"	1,025	1,260	ER-280
APRTR	2x	2x	(2) SD #10 x 1½"	(4) SD #10 x 1½"	—	—	—

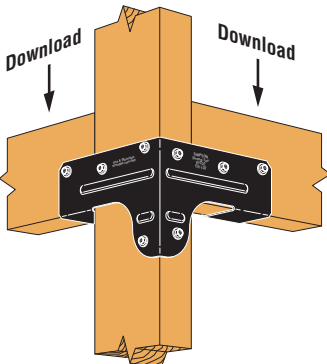
1. SD screws are Outdoor Accents SD10112DBB connector screws.
2. Fasteners sold separately.
3. Allowable loads must be equally distributed on both joists.



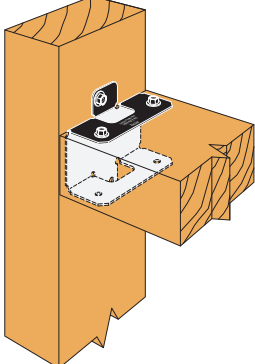
Typical APRTA12 Installation



Typical APRTA2 Installation



Typical APRTC2 Installation



Typical APRTR Installation