

LUS/MUS/HUS/HHUS/HGUS™

Face-Mount Joist Hangers



This product is preferable to similar connectors because of a) easier installation, b) higher loads, c) lower installed cost, or a combination of these features.

The double-shear hanger series, ranging from the light-capacity LUS hangers to the highest-capacity HGUS hangers, feature innovative double-shear nailing that distributes the load through two points on each joist nail for greater strength. This allows for fewer nails, faster installation and the use of all common nails for the same connection.

For medium-load truss applications, the MUS offers a lower-cost alternative and easier installation than the HUS or THA hangers, while providing greater load capacity and bearing than the LUS.

Material: See tables on pp. 208–209

Finish: Galvanized. Some products available in stainless steel or ZMAX® coating.

Installation:

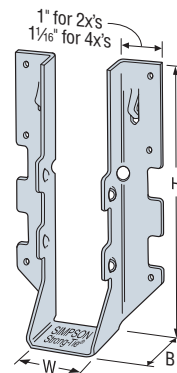
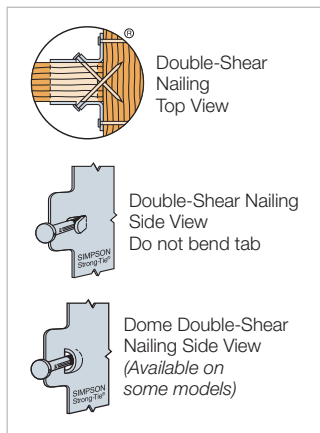
- Use all specified fasteners; see General Notes
- Nails must be driven at an angle through the joist or truss into the header to achieve the table loads
- Not designed for welded or nailer applications

Options:

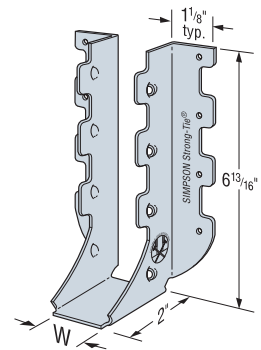
- LUS and MUS hangers cannot be modified
- Concealed flanges are not available for HGUS and HHUS
- Other sizes available; consult your Simpson Strong-Tie representative

Codes: See p. 13 for Code Reference Key Chart

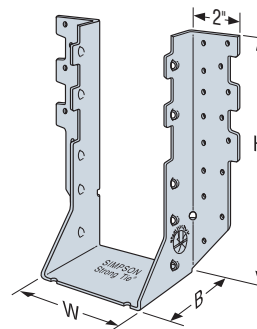
Web Applications: Visit app.strongtie.com/hs to access our Hanger Selector web application.



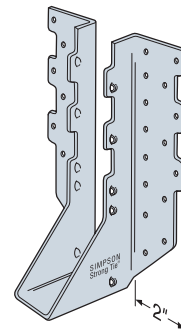
✓ LUS28



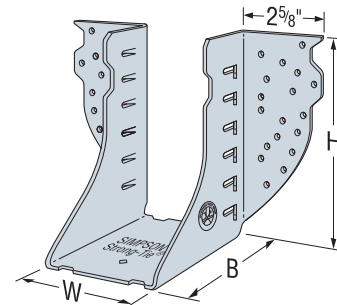
✓ MUS28



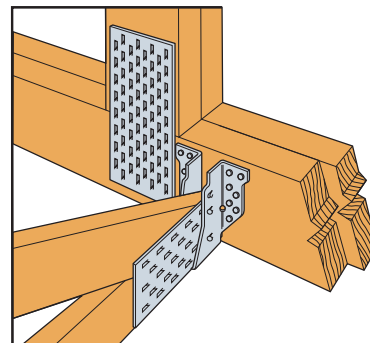
✓ HHUS210-2



✓ HUS210
(HUS26, HUS28, and HHUS similar)



✓ HGUS28-2



Typical HUS26 Installation with Reduced Heel Height
(multiple member fastening by designer)

LUS/MUS/HUS/HHUS/HGUS™

Face-Mount Joist Hangers (cont.)

	Model No.	Min. Heel Height	Ga.	Dimensions (in.)			Fasteners	
				W	H	B	Carrying Member	Carried Member
Single 2x Sizes								
	LUS24	2½	18	1⅙	3⅛	1¾	(4) 0.148 x 3	(2) 0.148 x 3
SS	LUS26	4¼	18	1⅙	4¾	1¾	(4) 0.148 x 3	(4) 0.148 x 3
	MUS26	41⅙	18	1⅙	5⅙	2	(6) 0.148 x 3	(6) 0.148 x 3
	HUS26	45⅙	16	1½	5¾	3	(14) 0.162 x 3½	(6) 0.162 x 3½
	HGUS26	4⅞	12	1½	5¾	5	(20) 0.162 x 3½	(8) 0.162 x 3½
SS	LUS28	4¾	18	1⅙	6⅝	1¾	(6) 0.148 x 3	(4) 0.148 x 3
	MUS28	6⅝	18	1⅙	613⅙	2	(8) 0.148 x 3	(8) 0.148 x 3
	HUS28	6½	16	1½	7	3	(22) 0.162 x 3½	(8) 0.162 x 3½
	HGUS28	6⅞	12	1½	7⅛	5	(36) 0.162 x 3½	(12) 0.162 x 3½
SS	LUS210	4¼	18	1⅙	713⅙	1¾	(8) 0.148 x 3	(4) 0.148 x 3
	HUS210	8¾	16	1½	9	3	(30) 0.162 x 3½	(10) 0.162 x 3½
	HGUS210	8⅞	12	1½	9⅛	5	(46) 0.162 x 3½	(16) 0.162 x 3½

1. See table below for allowable loads.

These products are available with additional corrosion protection. For more information, see p. 16.

For stainless-steel fasteners, see p. 23.

Many of these products are approved for installation with Strong-Drive® SD Connector screws. See pp. 362–366 for more information.



Visit app.strongtie.com/hs to access our Hanger Selector web application.

Model No.	DF Allowable Loads					SP Allowable Loads					SPF/HF Allowable Loads					Code Ref.
	Uplift (160)	Floor (100)	Snow (115)	Roof (125)	Wind (160)	Uplift (160)	Floor (100)	Snow (115)	Roof (125)	Wind (160)	Uplift (160)	Floor (100)	Snow (115)	Roof (125)	Wind (160)	
Single 2x Sizes																
LUS24	435	670	765	820	1,045	435	725	825	890	1,120	360	495	565	605	770	IBC®, FL, LA
LUS26	1,165	865	990	1,070	1,355	1,165	935	1,070	1,150	1,475	865	635	725	785	1,000	
MUS26	930	1,295	1,480	1,560	1,560	930	1,405	1,560	1,560	1,560	810	1,110	1,265	1,370	1,570	
HUS26	1,320	2,735	3,095	3,235	3,235	1,320	2,960	3,280	3,280	3,280	1,150	2,350	2,660	2,780	2,780	
HGUS26	1,040	4,355	4,875	5,230	5,390	1,045	4,725	5,295	5,390	5,390	1,005	3,755	4,205	4,495	5,390	
LUS28	1,165	1,100	1,260	1,350	1,725	1,165	1,195	1,360	1,465	1,730	865	810	925	1,000	1,270	
MUS28	1,320	1,730	1,975	2,125	2,255	1,320	1,875	2,135	2,255	2,255	1,150	1,270	1,455	1,575	1,955	
HUS28	1,760	4,095	4,095	4,095	4,095	1,760	4,095	4,095	4,095	4,095	1,480	3,520	3,520	3,520	3,520	
HGUS28	1,650	7,275	7,275	7,275	7,275	1,650	7,275	7,275	7,275	7,275	1,485	6,010	6,255	6,255	6,255	
LUS210	1,165	1,335	1,530	1,640	2,090	1,165	1,450	1,655	1,775	2,270	865	985	1,120	1,215	1,500	
HUS210	2,635	5,450	5,795	5,830	5,830	2,635	5,395	5,780	5,830	5,830	2,220	4,685	4,985	5,015	5,015	
HGUS210	2,090	9,100	9,100	9,100	9,100	2,090	9,100	9,100	9,100	9,100	1,545	6,340	6,730	6,730	6,730	

1. For dimensions and fastener information, see table above. See table footnotes on p. 209.

HHUS/HGUS

See Hanger Options information on pp. 101–103.

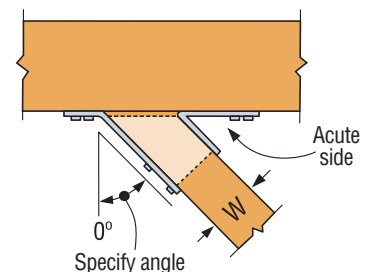
HHUS — Sloped and/or Skewed Seat

- HHUS hangers can be skewed to a maximum of 45° and/or sloped to a maximum of 45°
- For skew only, maximum allowable download is 0.85 of the table load
- For sloped only or sloped and skewed hangers, the maximum allowable download is 0.65 of the table load
- Uplift loads for sloped/skewed conditions are 0.72 of the table load, not to exceed 2,475 lb.
- The joist must be bevel-cut to allow for double shear nailing

HGUS — Skewed Seat

- HGUS hangers can be skewed to a maximum of 45°. Allowable load adjustment factors are:

HGUS Seat Width	Carried Member End Condition			
	Square Cut		Bevel Cut	
	Uplift	Download	Uplift	Download
W < 2"	0.46	0.62	0.46	0.72
2" < W < 6"	0.41	0.46	0.41	0.85
6" < W < 6.75"		0.40		
6.75" < W < 7.25"	Not allowed	Not allowed		



Top View HHUS Hanger Skewed Right
 (joist must be bevel cut)
 All joist nails installed on the outside angle (non-acute side).

LUS/MUS/HUS/HHUS/HGUS™

These products are available with additional corrosion protection. For more information, see p. 16.

SS For stainless-steel fasteners, see p. 23.

SD Many of these products are approved for installation with Strong-Drive® SD Connector screws. See pp. 362–366 for more information.

	Model No.	Min. Heel Height	Ga.	Dimensions (in.)			Fasteners (in.)		DF/SP Allowable Loads					SPF/HF Allowable Loads					Code Ref.
				W	H	B	Carrying Member	Carried Member	Uplift (160)	Floor (100)	Snow (115)	Roof (125)	Wind (160)	Uplift (160)	Floor (100)	Snow (115)	Roof (125)	Wind (160)	
	Double 2x Sizes																		
	LUS24-2	2¼	18	3½	3½	2	(4) 0.162 x 3½	(2) 0.162 x 3½	410	800	905	980	1,245	355	690	780	845	1,070	IBC®, FL, LA
SS	LUS26-2	4⅞	18	3½	4⅞	2	(4) 0.162 x 3½	(4) 0.162 x 3½	1,060	1,030	1,170	1,265	1,595	910	885	1,005	1,090	1,370	
	HHUS26-2	4⅞	14	3⅝	5⅝	3	(14) 0.162 x 3½	(6) 0.162 x 3½	1,320	2,830	3,190	3,415	4,250	1,135	2,435	2,745	2,935	3,655	
	HGUS26-2	4⅞	12	3⅝	5⅞	4	(20) 0.162 x 3½	(8) 0.162 x 3½	2,155	4,355	4,875	5,230	5,575	2,155	3,755	4,875	5,230	5,255	
SS	LUS28-2	4⅞	18	3½	7	2	(6) 0.162 x 3½	(4) 0.162 x 3½	1,060	1,315	1,490	1,610	2,030	910	1,130	1,280	1,385	1,745	
	HHUS28-2	6⅞	14	3⅝	7¼	3	(22) 0.162 x 3½	(8) 0.162 x 3½	1,760	4,265	4,810	5,155	5,980	1,515	3,670	4,135	4,435	5,145	
	HGUS28-2	6⅞	12	3⅝	7⅞	4	(36) 0.162 x 3½	(12) 0.162 x 3½	3,235	7,460	7,460	7,460	7,460	2,780	6,415	6,415	6,415	6,415	
SS	LUS210-2	6⅞	18	3½	9	2	(8) 0.162 x 3½	(6) 0.162 x 3½	1,445	1,830	2,075	2,245	2,830	1,245	1,575	1,785	1,930	2,435	
	HHUS210-2	8⅝	14	3⅝	9⅞	3	(30) 0.162 x 3½	(10) 0.162 x 3½	3,550	5,705	6,435	6,485	6,485	3,335	4,905	5,340	5,060	5,190	
	HGUS210-2	8⅞	12	3⅝	9⅞	4	(46) 0.162 x 3½	(16) 0.162 x 3½	4,095	9,100	9,100	9,100	9,100	3,520	7,460	7,825	7,825	7,825	
	Triple 2x Sizes																		
	HGUS26-3	4⅞	12	4⅞	5½	4	(20) 0.162 x 3½	(8) 0.162 x 3½	2,155	4,355	4,875	5,230	5,575	2,155	3,755	4,875	5,230	5,255	IBC, FL, LA
	HGUS28-3	6⅞	12	4⅞	7¼	4	(36) 0.162 x 3½	(12) 0.162 x 3½	3,235	7,460	7,460	7,460	7,460	2,780	6,415	6,415	6,415	6,415	
	HHUS210-3	8⅝	14	4⅞	8⅞	3	(30) 0.162 x 3½	(10) 0.162 x 3½	3,405	5,640	6,380	6,485	6,485	2,930	4,850	5,485	5,575	5,575	FL
	HGUS210-3	8⅞	12	4⅞	9¼	4	(46) 0.162 x 3½	(16) 0.162 x 3½	4,095	9,100	9,100	9,100	9,100	3,520	7,825	7,825	7,825	7,825	IBC, FL, LA
	HGUS212-3	10⅝	12	4⅞	10¾	4	(56) 0.162 x 3½	(20) 0.162 x 3½	5,205	11,915	13,330	14,290	14,350	4,730	10,280	12,420	12,420	12,420	
	HGUS214-3	12⅝	12	4⅞	12¾	4	(66) 0.162 x 3½	(22) 0.162 x 3½	5,360	13,860	14,350	14,350	14,350	4,915	11,960	12,420	12,420	12,420	
	Quadruple 2x Sizes																		
	HGUS26-4	5½	12	6⅞	5⅞	4	(20) 0.162 x 3½	(8) 0.162 x 3½	2,155	4,355	4,875	5,230	5,575	2,155	3,755	4,875	5,230	5,255	IBC, FL, LA
	HGUS28-4	7¼	12	6⅞	7⅞	4	(36) 0.162 x 3½	(12) 0.162 x 3½	3,235	7,460	7,460	7,460	7,460	2,780	6,415	6,415	6,415	6,415	
	HHUS210-4	8⅝	14	6⅞	8⅞	3	(30) 0.162 x 3½	(10) 0.162 x 3½	3,405	5,640	6,380	6,485	6,485	2,930	4,850	5,485	5,575	5,575	FL
	HGUS210-4	9¼	12	6⅞	9⅞	4	(46) 0.162 x 3½	(16) 0.162 x 3½	4,095	9,100	9,100	9,100	9,100	3,520	7,825	7,825	7,825	7,825	IBC, FL, LA
	HGUS212-4	10⅝	12	6⅞	10⅞	4	(56) 0.162 x 3½	(20) 0.162 x 3½	5,205	11,915	13,330	14,290	14,350	4,730	10,280	12,420	12,420	12,420	
	HGUS214-4	12⅝	12	6⅞	12⅞	4	(66) 0.162 x 3½	(22) 0.162 x 3½	5,360	13,860	14,350	14,350	14,350	4,915	11,960	12,420	12,420	12,420	
	4x Sizes																		
	LUS46	4⅝	18	3⅞	4¾	2	(4) 0.162 x 3½	(4) 0.162 x 3½	1,060	1,030	1,170	1,265	1,595	910	885	1,005	1,090	1,370	IBC, FL, LA
	HGUS46	4⅞	12	3⅞	4⅞	4	(20) 0.162 x 3½	(8) 0.162 x 3½	2,155	4,355	4,875	5,230	5,575	2,155	3,755	4,875	5,230	5,255	
	HHUS46	4⅞	14	3⅞	5⅞	3	(14) 0.162 x 3½	(6) 0.162 x 3½	1,320	2,830	3,190	3,415	4,250	1,135	2,435	2,745	2,935	3,655	
	LUS48	4⅝	18	3⅞	6¾	2	(6) 0.162 x 3½	(4) 0.162 x 3½	1,060	1,315	1,490	1,610	2,030	910	1,130	1,280	1,385	1,745	
	HUS48	6⅞	14	3⅞	7	2	(6) 0.162 x 3½	(6) 0.162 x 3½	1,320	1,580	1,790	1,930	2,415	1,135	1,360	1,540	1,660	2,075	
	HHUS48	6½	14	3⅞	7⅞	3	(22) 0.162 x 3½	(8) 0.162 x 3½	1,760	4,265	4,810	5,155	5,980	1,515	3,670	4,135	4,435	5,145	
	HGUS48	6⅞	12	3⅞	7⅞	4	(36) 0.162 x 3½	(12) 0.162 x 3½	3,235	7,460	7,460	7,460	7,460	2,780	6,415	6,415	6,415	6,415	
	LUS410	6¼	18	3⅞	8¾	2	(8) 0.162 x 3½	(6) 0.162 x 3½	1,445	1,830	2,075	2,245	2,830	1,245	1,575	1,785	1,930	2,435	
	HHUS410	8⅝	14	3⅞	9	3	(30) 0.162 x 3½	(10) 0.162 x 3½	3,550	5,705	6,435	6,485	6,485	3,265	4,905	5,535	5,575	5,575	
	HGUS410	8⅞	12	3⅞	9⅞	4	(46) 0.162 x 3½	(16) 0.162 x 3½	4,095	9,100	9,100	9,100	9,100	3,520	7,825	7,825	7,825	7,825	
	HGUS412	10⅞	12	3⅞	10⅞	4	(56) 0.162 x 3½	(20) 0.162 x 3½	5,205	11,915	13,330	14,290	14,350	4,730	10,280	12,420	12,420	12,420	
	HGUS414	11⅞	12	3⅞	12⅞	4	(66) 0.162 x 3½	(22) 0.162 x 3½	5,360	13,860	14,350	14,350	14,350	4,915	11,960	12,420	12,420	12,420	
	Double 4x Sizes																		
	HGUS7.37/10	8⅞	12	7⅞	8⅞	4	(46) 0.162 x 3½	(16) 0.162 x 3½	4,095	9,100	9,100	9,100	9,100	3,520	7,825	7,825	7,825	7,825	IBC, FL, LA
	HGUS7.37/12	10⅞	12	7⅞	10⅞	4	(56) 0.162 x 3½	(20) 0.162 x 3½	5,205	11,915	13,330	14,290	14,350	4,730	10,280	12,420	12,420	12,420	
	HGUS7.37/14	11⅞	12	7⅞	12⅞	4	(66) 0.162 x 3½	(22) 0.162 x 3½	5,360	13,860	14,350	14,350	14,350	4,915	11,960	12,420	12,420	12,420	

- Uplift loads have been increased for earthquake or wind loading with no further increase allowed. Reduce where other loads govern.
- Wind (160) is a download rating.
- Minimum heel height shown is required to achieve full table loads. For less than minimum heel height, see technical bulletin T-C-REDHEEL at strongtie.com.
- Truss chord cross-grain tension may limit allowable loads in accordance with ANSI/TPI 1-2014. The Simpson Strong-Tie [Hanger Selector web application](#) includes the evaluation of cross-grain tension in its hanger allowable loads. For additional information, contact Simpson Strong-Tie.
- Loads shown are based on a two-ply 2x carrying member minimum for nailed hangers. With 3x carrying members: when 0.162" x 3½" nails are specified, use 0.162" x 2½" nails into the header and 0.162" x 3½" nails into the joist with no load reduction. When 0.148" x 3" nails are specified, use 0.148" x 2½" nails into the header and 0.148" x 3" nails into the joist with no load reduction. With 2x carrying members: when 0.162" x 3½" nails are specified, use 0.148" x 1½" nails into the header and 0.148" x 3" nails into the joist and reduce the load to 0.64 of the table values. When 0.148" x 3" nails are specified, use 0.148" x 1½" nails into the header and 0.148" x 3" nails into the joist and reduce the load to 0.77 of the table values.
- Fasteners:** Nail dimensions are listed diameter by length. See pp. 23–24 for fastener information.